

Under Construction

AVAILABLE Q2 2025
Up to ±927,316 SF For Lease

LAREDO, TEXAS



Port Laredo

Logistics Center

Joshua Aguilar, SIOR
Senior Vice President
+1 210 253 6049
joshua.aguilar@cbre.com

Rob Burlingame, SIOR, CCIM
Senior Vice President
+1 210 507 1123
rob.burlingame@cbre.com

Brad O'Neill
Senior Associate
+1 210 253 6070
brad.oneill@cbre.com



PROPERTY HIGHLIGHTS



Port Laredo Logistics Center is a Class A industrial project located along the I-35 Corridor. This project is located approximately 12 miles from Laredo, adjacent to the Union Pacific Intermodal Center.

- ▶ Stand Alone Class A Building
- ▶ ±927,316 SF (Divisible)
- ▶ Building Designed for Cross-Dock Facility
- ▶ 32' Clear Height
- ▶ Ample Employee and Trailer Parking
- ▶ Easy Access to I-35

BUILDING FEATURES

Building 1



SPECIFICATIONS

Building Size	301,486 SF
Office	Build to Suit
Nominal Building Dimensions	370' x 810'
Clear Height	32' clear
Column Spacing	54'-0" x 50'-0" 54'-0" x 60'-0" speed bay

PARKING/LOADING

Auto Parking	189 spaces
Trailer Parking	112 spaces
Dock Doors	88 Total
Drive-In Doors	4

CONSTRUCTION

Exterior Walls	Reinforced Tilt-up Concrete Wall. Panels with Textured Painted Finish
Structural Steel	10 x 10 Columns / Steel Bar Joists / White Roof Deck
Slab Construction	7" Unreinforced 4,000 PSI
Vapor Barrier	2 Bays of 15 Mil Vapor Barrier. Under the Slab at Each Building Corner
Roofing	45 Mil White TPO with R-25 Insulation
HVAC	Code Minimum Ventilation (0.06 CFM/SF)
Fire Protection	ESFR
Electrical Services	4000A 480/277V
Lighting	LED, 30 F.C

BUILDING FEATURES

Building 2



SPECIFICATIONS

Building Size	330,278 SF
Office	Build to Suit
Nominal Building Dimensions	320' x 1026'
Clear Height	32' clear
Column Spacing	54'-0" x 50'-0" 54'-0" x 60'-0" speed bay

PARKING/LOADING

Auto Parking	201 spaces
Trailer Parking	126 spaces
Dock Doors	120 Total
Drive-In Doors	4

CONSTRUCTION

Exterior Walls	Reinforced Tilt-up Concrete Wall. Panels with Textured Painted Finish
Structural Steel	10 x 10 Columns / Steel Bar Joists / White Roof Deck
Slab Construction	7" Unreinforced 4,000 PSI
Vapor Barrier	2 Bays of 15 Mil Vapor Barrier. Under the Slab at Each Building Corner
Roofing	45 Mil White TPO with R-25 Insulation
HVAC	Code Minimum Ventilation (0.06 CFM/SF)
Fire Protection	ESFR
Electrical Services	4000A 480/277V
Lighting	LED, 30 F.C

BUILDING FEATURES

Building 3



SPECIFICATIONS

Building Size	295,552 SF
Office	Build to Suit
Nominal Building Dimensions	320' x 918'
Clear Height	32' clear
Column Spacing	54'-0" x 50'-0" 54'-0" x 60'-0" speed bay

PARKING/LOADING

Auto Parking	146 spaces
Trailer Parking	126 spaces
Dock Doors	104 Total
Drive-In Doors	4

CONSTRUCTION

Exterior Walls	Reinforced Tilt-up Concrete Wall. Panels with Textured Painted Finish
Structural Steel	10 x 10 Columns / Steel Bar Joists / White Roof Deck
Slab Construction	7" Unreinforced 4,000 PSI
Vapor Barrier	2 Bays of 15 Mil Vapor Barrier. Under the Slab at Each Building Corner
Roofing	45 Mil White TPO with R-25 Insulation
HVAC	Code Minimum Ventilation (0.06 CFM/SF)
Fire Protection	ESFR
Electrical Services	4000A 480/277V
Lighting	LED, 30 F.C

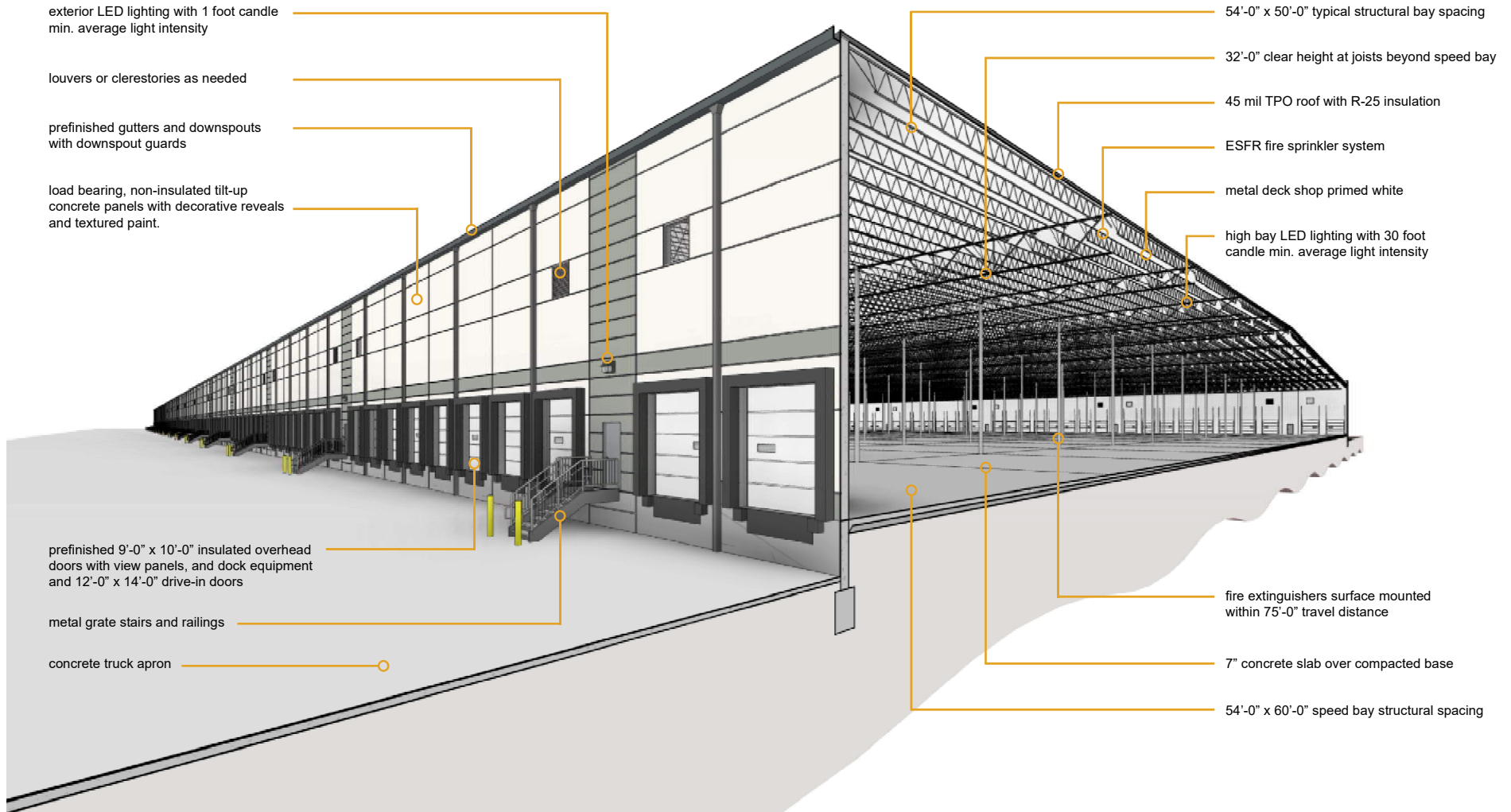
REMOTE LOT

Trailer Parking	164 spaces
-----------------	------------

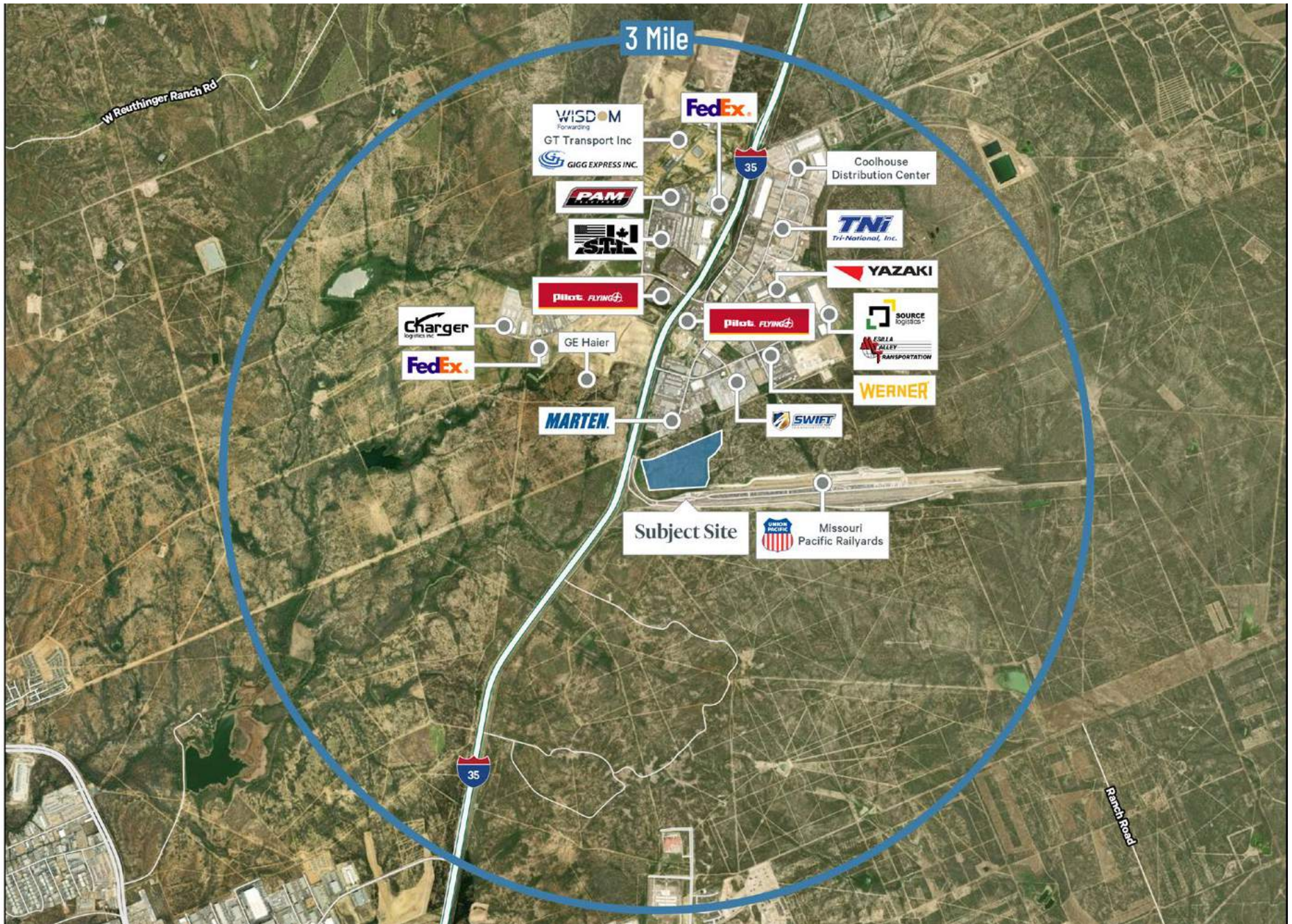
BUILDINGS 1-3 SECTION EXHIBIT

Port Laredo

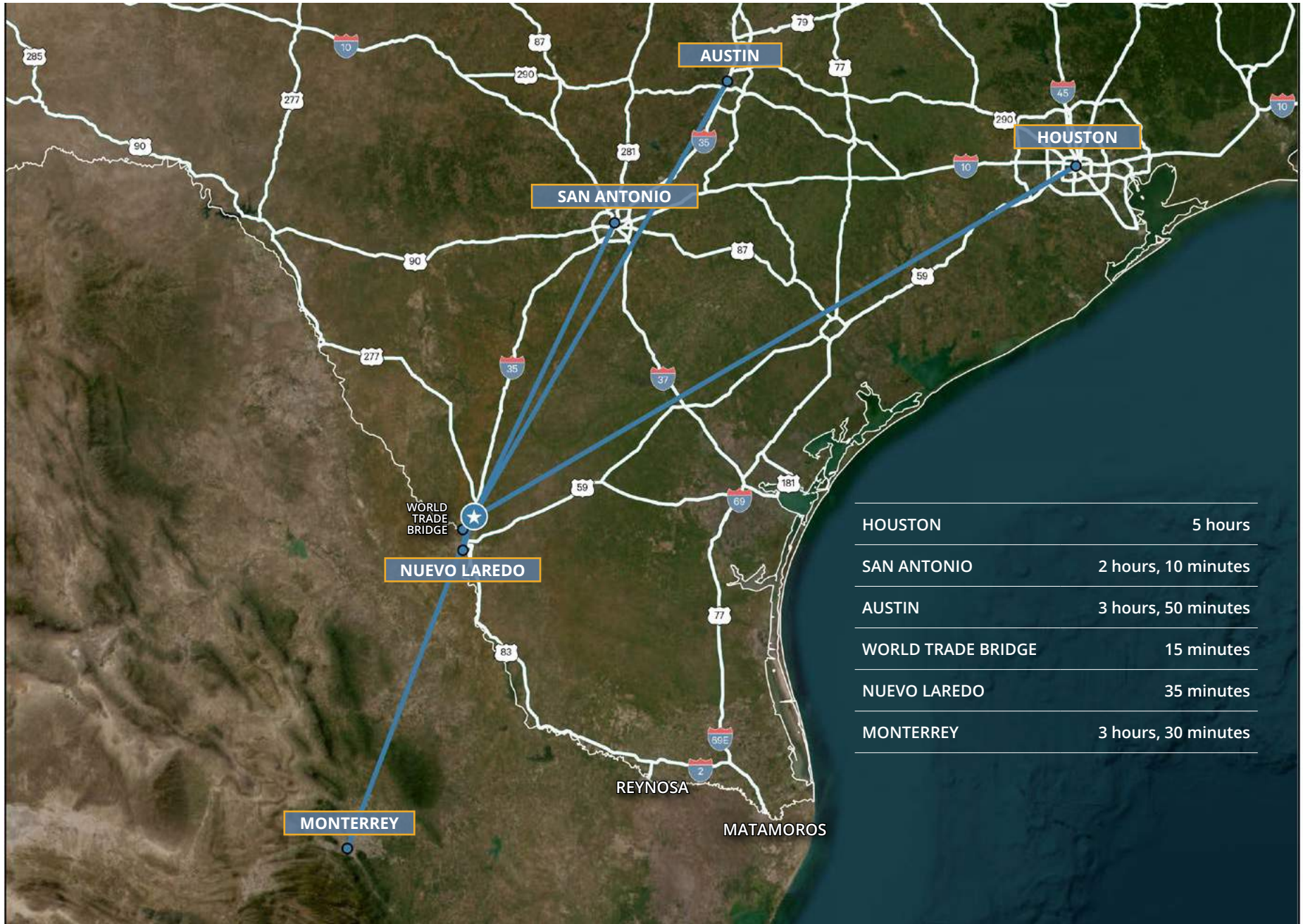
Logistics Center



SITE LOCATION MAP



DRIVE TIME MAP





Port Laredo

Logistics Center

Joshua Aguilar, SIOR
Senior Vice President
+1 210 253 6049
joshua.aguilar@cbre.com

Rob Burlingame, SIOR, CCIM
Senior Vice President
+1 210 507 1123
rob.burlingame@cbre.com

Brad O'Neill
Senior Associate
+1 210 253 6070
brad.oneill@cbre.com

UNDER CONSTRUCTION
AVAILABLE Q2 2025

Up to ±927,316 SF For Lease

LAREDO, TEXAS

© 2024 CBRE, Inc. All rights reserved. This information has been obtained from sources believed reliable, but has not been verified for accuracy or completeness. You should conduct a careful, independent investigation of the property and verify all information. Any reliance on this information is solely at your own risk. CBRE and the CBRE logo are service marks of CBRE, Inc. All other marks displayed on this document are the property of their respective owners, and the use of such logos does not imply any affiliation with or endorsement of CBRE. Photos herein are the property of their respective owners. Use of these images without the express written consent of the owner is prohibited.

